

Technical specifications

QI 10

Voltage: 400/230 V

Frequency: 50HZ



Genset Image for illustration purposes only

■ TECHNICAL INFORMATION

Standby Power (ESP)	kVA	10,2
	kW	8,2
Prime Power (PRP)	kVA	9
	kW	7,2
Mechanical structure	Open skid on baseframe	
Engine	KUBOTA D1105-BG-50HZ	
Alternator	MECC ALTE ECP3-1L/4A	
Control card	DEEP SEA 4620	
Measures (L x W x H)	mm	1.500 x 840 x 1.100
Empty weight	kg	445
Fuel tank	L	55

Voltages	Prime Power (PRP)		Standby Power (ESP)	
	(kVA)	(kW)	(kVA)	(kW)
380/220	9	7,2	10,2	8,2
400/230	9	7,2	10,2	8,2
415/240	9	7,2	10,2	8,2

Notes:

PRIME POWER: Electrical power data available at a variable load without limits of hours per year. An overload of 10 % is allowed for 1 hour of every 12. In accordance with ISO 8528/1 (2005) – PRP

STANDBY POWER: Electrical power data at variable load in an emergency in accordance with standard ISO 8528/1 (2005) – ESP. Overloads of emergency power are not allowed.

The standard reference conditions are: 25 °C, 100 kPa and 30% relative humidity. Gasoil density: 0.85 g/cm3. Gasoline density: 0.68 g/cm3.

■ INDEX

General description
Engine
Alternator
Electric Panel
ATS
Dimensions and Weight
Performance class
Regulation
Annex: Drawings

Grupos Electrógenos Europa, S.A. is a certified company with ISO 9001, ISO 14001, OHSAS 18001 and PECAL

We reserves the right to modify any characteristic of their equipment without prior warning.

Photographs representing the product range, while able to include options.

Weight and dimensions of a standard generator set.

Non-contractual document

Central Offices:

Polígono Industrial Pitarco II; Parcela 20

50450 Muel (Zaragoza) Spain

Tel.: +34 976 14 54 32

Fax: +34 976 14 54 31

info@gesan.com

After-sales Department:

Customer service: +34 976 14 54 33

Spare parts: +34 976 14 54 34

■ GENERAL DESCRIPTION

Specifically developed for the industrial applications, this stationary soundproof generator set is easy to use and straightforward to maintain. The available features & options are designed to fully meet the requirements of all industrial applications. The generator set will automatically start on mains failure and cool down and stop as soon as the mains come back. The generator set also controls the load transfer between mains (utility) and generator set. It can also be start-up by means of an external signal.

It's your solution for Predictable Power.

■ ENGINE

Engine brand	KUBOTA	Engine Capacity (c.c.)	1.120
Model	D1105-BG-50HZ	Bore (mm)	78
R.P.M.	1.500	Stroke (mm)	78
Net power (kWm)	9,5	Compression ratio	24:1
Fuel	Diesel	Type of regulation	Mechanical
No. of cylinders	3 L	Europe exhaust emission	EU0

Cooling System

The cooling system consists of a radiator, expansion tank, water pump, engine-driven cooling fan and thermostat, all of them original from the engine manufacturer.

It is cooling the engine block thanks to a pressurized forced-circulation of 50/50 mixture of Ethylene Glycol anti-freeze.

All the rotating parts are protected.

Cooling type	Water	Limit ambient temperature (°C)	50
Coolant capacity (l)	3,1		

Lubrication System

Oil capacity (l)	5,1	Maximum oil consumption (% fuel consumption)	0,0
------------------	-----	--	-----

Air intake system

D1105-BG2- D1703M-BG-V2403M-BG-V3300DI

The air intake system for combustion consists of heavy duty air filter (dual stage filter and safety cartridge) and air restriction indicator, original from the engine manufacturer.

Intake air flow (m ³ /min)	44		
---------------------------------------	----	--	--

Exhaust System

The exhaust system consists of aluminized pipes, stainless steel flexible pipes, interior and exterior aluminized steel exhaust silencer that is highly resistant to corrosion and rain cap. Hot part protections are available in option to comply with CE certificate.

T ^a gas emission (°C)	365	Maximum exhaust back pressure (kPa)	7,1
----------------------------------	-----	-------------------------------------	-----

Start system

The starting system consists of electrical starter, lead acid battery and 12V battery charger alternator that is driven by the engine itself. The starter and the battery charger alternator are originals from the engine manufacturer.

The system can be completed by an optional battery switch.

Starter voltage system (V)	12	Battery type	1 x 12V 74Ah - 680A
----------------------------	----	--------------	---------------------

Fuel supply system

The fuel system consists of a fuel tank, feed pump, water separator fuel filter including 30 microns filtering element, injection pump and injection nozzles.

The fuel tank is made from plastic to prevent rust and includes a filling connection with cap and key, a cleaning hatch and draining plug for easier maintenance. The fuel level is controlled thanks to a fuel level sensor with an analogue gauge mounted in the control cubicle.

Fuel tank capacity (L)	55
-------------------------------	----

Fuel consumption panel (range according to the standard configuration)

Load	Prime Power (PRP)		Standby Power (ESP)	
	(l/h)	Range (h)	(l/h)	Range (h)
25%	1,5	37		
50%	1,6	34		
75%	2,1	26		
100%	2,5	22	3	18,3

■ ALTERNATOR

Mecc Alte alternator with 4 poles, with a lifetime lasting greased bearing, H class insulation, without brushes, 2/3 coil and AVR (Automatic Voltage Regulator)

Protection of all the windings by means of 2-part high quality polyester resin impregnation. The stator windings receive a double impregnation.

Excitation system with MAUX auxiliary winding with overload capacity 3 times the nominal current for 20 s.

Joining of engine and alternator through flexible disc coupling.

Regulations:

- CEI 2-3
- IEC 34-1
- EN 60034-1
- VDE 0530
- BS 4999-5000
- CAN/CSA-C22.2 No14-68-No100-95
- ISO 8528:3

Low wave distribution:

- THC < 4%
- THD < 4%
- THF (IEC) < 2%
- TIF (NEMA) < 45

Incorporates electromagnetic emissions suppressor in accordance with standard VDE 0875, class K.

Brand	MECC ALTE	Voltage Stability	±1%
Model	ECP3-1L/4A	Performance at 75% p.f. 0.8 (%)	86
Alternator Power (kVA)	11,8 / Standby (SB27)	Performance at 100% p.f. 0.8 (%)	86
Number of wires	12	Direct subtransient reactance X"d (%)	15,2
IP Alternator	IP 23	Subtransient time constant, T"d (ms)	13
Excitation system	MAUX	Zero sequence reactance, Xo (%)	6
AVR model	DSR	Short-circuit ratio, Kcc	0,9

▪ ELECTRIC PANEL

Easily accessed control cubicle integrated in the generator set with digital controller providing advanced engine monitoring and protection features. Performance and maintenance requirements can also be observed. The cubicle includes multi-poles thermal-magnetic protection circuit breaker against overloads and short-circuits. It also includes emergency stop button.

Easily accessed control cubicle integrated in the generator set with digital controller providing advanced engine monitoring and protection features. Performance and maintenance requirements can also be observed. The cubicle includes multi-poles thermal-magnetic protection circuit breaker against overloads and short-circuits.

Circuit Breaker rated current (A)	16A 4P	Battery charger	DSE 9150 - 12V 2A
--	--------	------------------------	-------------------

An electronic battery charger is available as an option.

It is designed to be permanently connected to the battery and maintains it charged to its maximum capacity. The charger includes reverse polarity protection, short circuit protection and current limiting, and it automatically returns to float mode when charging is complete.

Control Card

DEEP SEA control plate, DSE 4620 with grid monitor that starts-up the generator set when it detects a failure in the electrical power supply from the grid and sends a signal to the switching panel to switch from the grid position to the group position. Once the power supply has been re-established, it sends an order to the switching panel to transfer the generator set power to the grid and shuts-down the generator set once it has cooled down. It also starts-up the generator set using an external signal.

Also, control plate DSE 4620 checks a large number of parameters of the generator set which allows it to display information, statuses and alarms. If required, it will shutdown the generator set: Due to high coolant fluid temperature, low oil pressure, low coolant fluid level, etc.

Includes a LCD screen with lighting, 2 navigation menu buttons, independent operational mode buttons, and alarms and status indicating LEDs.

Communications via USB, and Completely configurable using a PC in Windows environment and free Scada type software in real time.

Includes reading and displaying of parameters with RMS values, real time clock, events history log up to 15 events and programming of alarms, events, start-ups and shutdowns.

Operating modes: START-UP, SHUTDOWN, AUTO, MANUAL AND TEST.

Generator

- Generator voltage (L-N)
- Generator voltage (L-L)
- Generator frequency
- Generator current
- kW
- kVA
- kWh
- kVAh
- Power factor

Grid

- Grid voltage (L-N)
- Grid voltage (L-L)
- Grid frequency

Engine

- Turn speed
- Cooling fluid temperature
- Oil pressure
- Hour meter
- Battery voltage
- No. of start-ups
- Fuel level

Protections

- Start-up fault (generator set shutdown)
- High coolant temperature (alarm and generator set shutdown)
- Low oil pressure (alarm and generator set shutdown)
- Low fuel level (alarm)
- Low cooling fluid level (generator set shutdown)
- Overload (alarm and generator set shutdown)
- Battery voltage high (alarm)
- Battery voltage low (alarm)
- Battery charge alternator failure (alarm)
- Generator low frequency (alarm and shutdown)
- Generator high frequency (alarm and shutdown)
- Generator low voltage (alarm and shutdown)
- Generator high voltage (alarm and shutdown)
- External emergency shutdown (shutdown)
- Engine overspeed (shutdown)
- Maintenance interval (alarm)



ATS

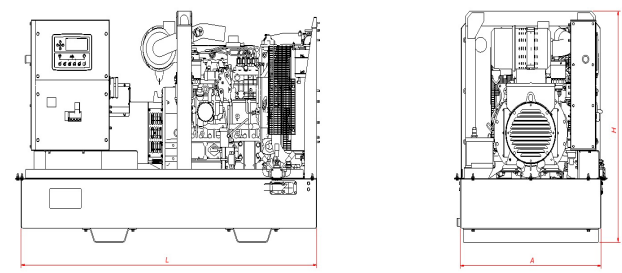
Optional Cabinet for switching between the grid and the generator set by means of Schneider brand contactors with an integrated mechanical and electrical interlocking device.

High dynamic resistance against short-circuits. Stable positions not affected by the changes in voltage and mechanical vibrations. IP66 protection. Connections: Lower/lower.

ATS	4P 25A 230-240V L-N CC
-----	------------------------

DIMENSIONS AND WEIGHT

Length, L (mm)	1.500
Width, A (mm)	840
Height, H (mm)	1.100
Weight (kg)	445



PERFORMANCE CLASS

Execution class in accordance with ISO 8528/5 (2005) taking into account the behaviour of the generator set in a permanent mode of operation with different load levels, as well as in a temporary mode of operation due to shocks in the load.

Performance class	G2
-------------------	----

REGULATION

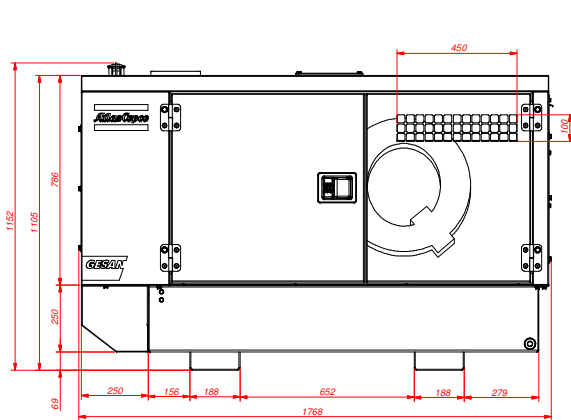
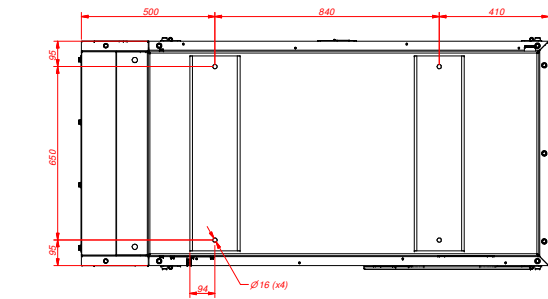
The generator set has a CE Marking that includes the following directives:

- 2006/42/CE Machine Safety.
- 2006/95/CEE Low Voltage.
- 2004/108/CE Electromagnetic compatibility.
- 97/68/CE Gases and contaminating particles emissions.
- 2005/88/CE Noise emissions of machines outdoors in soundproof generator sets.

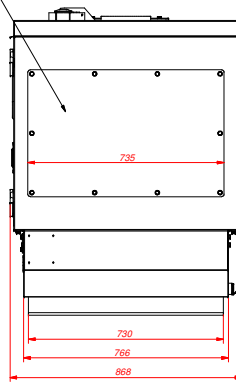
Applicable international regulations:

- ISO 8528
- ISO 3046
- BS 5000
- IEC 60034

CONFIDENTIAL: This document and its contents are confidential and its disclosure is prohibited. The information contained herein is for internal use only and is not to be distributed outside the organization.



Service Panel for Cleaning Cooler



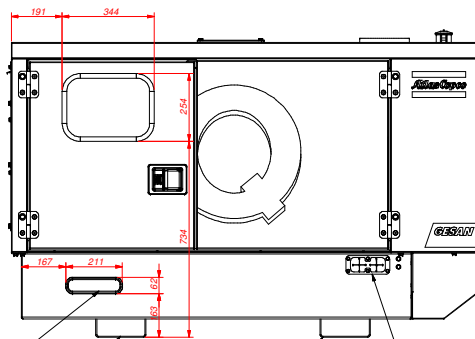
Fuel tank drain

Entry for Power Cables

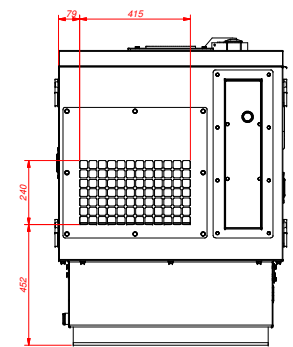
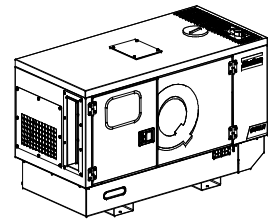
Fork Lift Slot(2x)

Fork Lift Slot(2x)

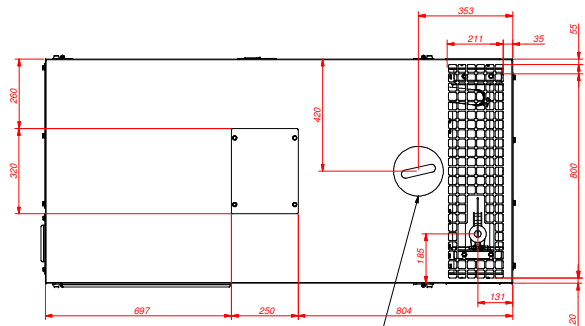
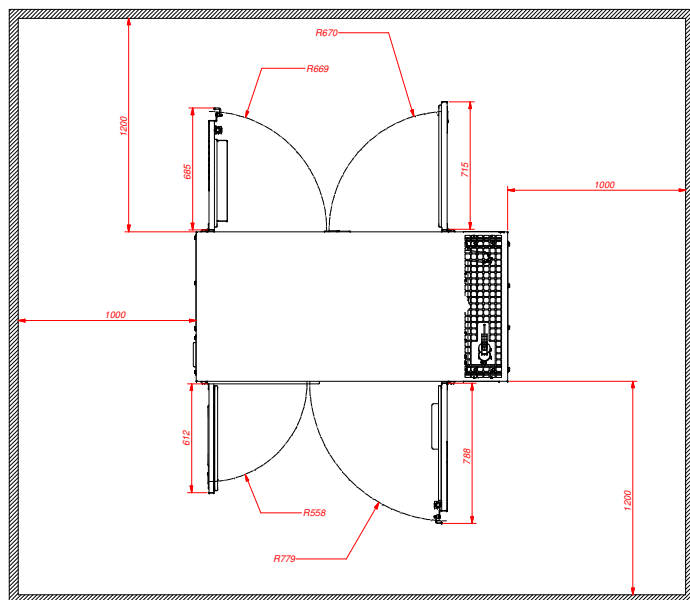
External Fuel Tank connections (EFT)



ISOMETRIC VIEW (1 : 20)



MAINTENANCE SPACE (1 : 15)



Service Door for Filling Coller

Note:

- [] = Dimensions are in inches.

Tolerances, if not indicated, according to:

All materials supplied are in compliance with the requirements of the List of Prohibited Substances

Name	DIMENSION DRWG		QIS 10. BOX ACC		Confidentiality Class acc. to 1024
Material					Confidential
Treatment					Thickness: INV
Scale	1:10	Family	A1		Compare
Drawn by	ariesgo	Blank nr.			Replaces
Version Dwg	GO	Blank wt.	kg	542,579	Designation
Des checked		Prod checked		Approved	Date 17/09/2014
Parent 3D model		Ed. Version 3D		Approved	
				1636005784	



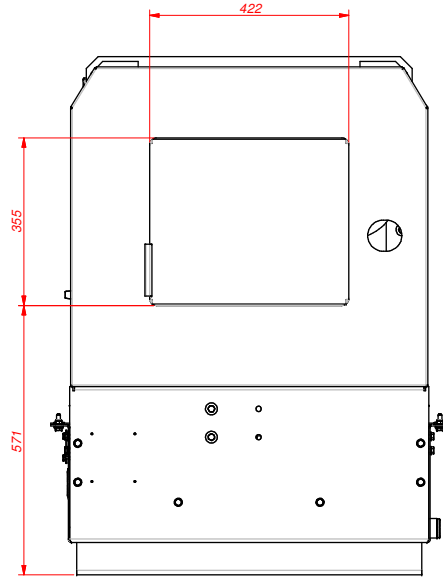
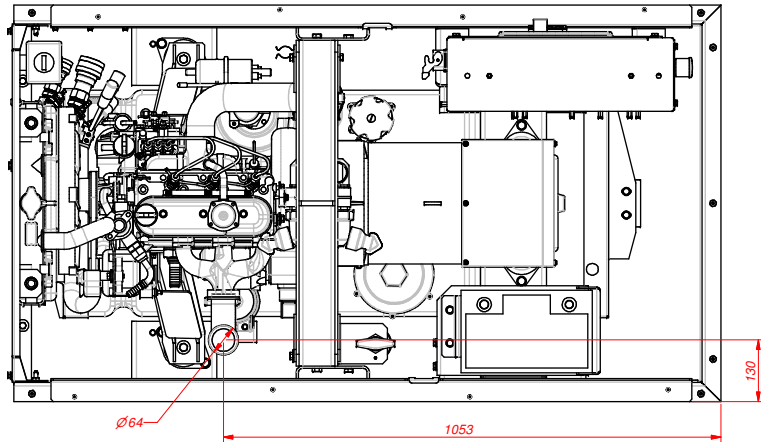
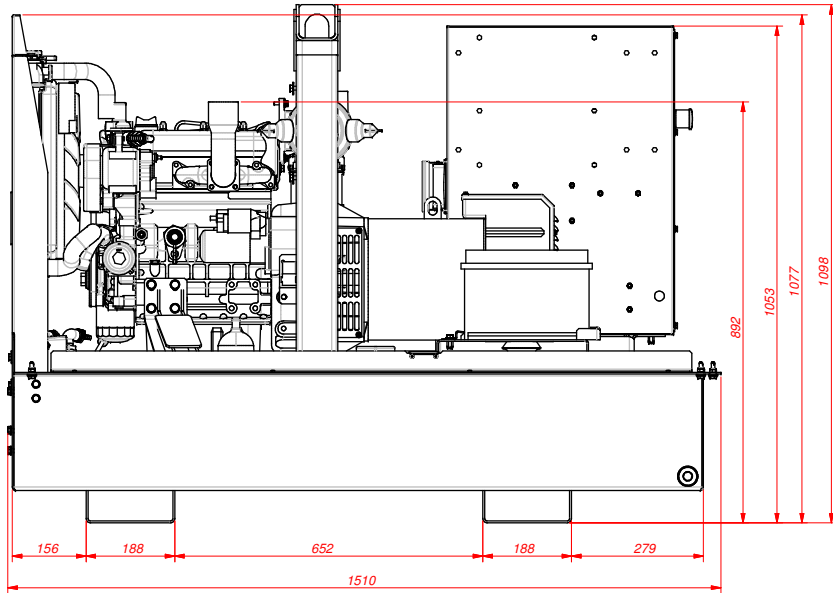
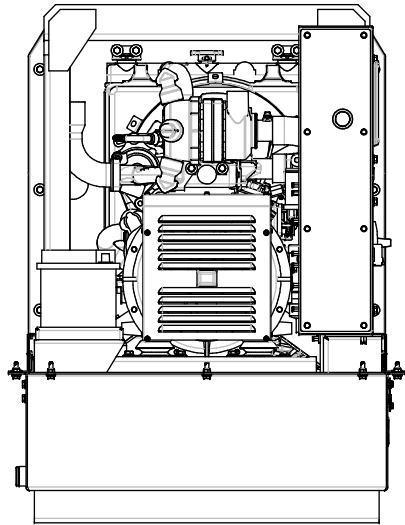
ESF

Sheet 1 / 2

CONFIDENTIAL:

This document is our property and shall not without our permission be altered, copied, used for manufacturing or communicated to any other person or company.

00					
Ed	Posi- tion	Gewijzigd van Modified from	Datum Date	Ingev./Goedg Intr./Appd.	



Tolerances, if not indicated, according to:									
Name DIMENSION DRWG QIS 10. BOX ACC Confidentiality Class acc. to 1102 K									
Material Confidential									
Treatment Thickness: INV									
Scale 1:8		Family		A2 Compare		Drawing owner			
Drawn by ariesgo		Blank nr.		-		Replaces			
Version Drwg 00		Blank wt - Kg		Fini wt. 542,579 Kg		Designation			
STATUS		Des checked.		Prod checked.		Approved.		Date 17/09/2014	
Approved								1636005784	

Parent 3D model

Ed - Version 3D

Sheet 2 / 2

ESF